



LIONS PUBLIC SCHOOL
I BLOCK PHASE-1 ASHOK VIHAR
DELHI: 110052
(SESSION: 2026-2027)

Class II

Holiday Homework

Learn, Explore and Have Fun!



♥ Holidays are for fun and learning! ♥



Dear Parents,

Holidays are special breaks from our everyday schedules, and we all eagerly await them. Finally, the much-awaited summer vacations are here! Make these holidays memorable by creating a nurturing and stimulating environment at home that is full of fun, excitement, and learning. Here are a few suggestions for parents:

- Engage in meaningful conversations every day.
- Read a variety of storybooks.
- Assign small household responsibilities to help them become independent.
- Teach them the importance of moral values in their lives.
- Participate in various indoor games with them.

The objective of holiday homework is to empower our students to work independently and enhance their academic abilities. Please take note:

- Prepare a systematic timetable and follow it religiously from the very first day.
- Allow them to complete their homework on their own under your guidance.



“Great Communication begins with Connection.”

Dear Parents,

Summer vacations is the most appropriate time to develop a wonderful bond with the child and enhance the speaking skills of the child along with basic mannerisms. Encourage your ward to use the following statements in daily conversations

- Greet elders by saying Good Morning/ Good Evening
- May I go out to play?
- Can I invite my friends to spend the evening together?
- Hello papa, how are you feeling today?
- Mumma, how can I help you in household work?
- What did you do over the weekend?
- Say SORRY - When you make a mistake or accidentally hurt someone's feelings.
- Say THANK YOU - When someone does something kind or helpful for you.
- When someone gives you a gift or does something thoughtful.



English



Activity Based (to be done in a scrap book)

1. Yoga Day (21st June, 2026)

Yoga Day is the perfect opportunity to have fun while getting healthy. Let's explore some exciting ways you can enjoy yoga and become strong, flexible, and creative! So, let's celebrate by moving, stretching, and breathing together. Enjoy expressing yourself through yoga! Try out some playful animal poses like Kite, Water fall, Rag Doll and Wind Mill to add an extra layer of fun to your practice.

Click your pictures and paste in a scrap book.



2. Bird Feeder

Using waste material, make beautiful bird feeder. Imagine yourself as a "Bird". Write 5 things that you would love to do, if you had wings.



Reading Time

1. Choose any story book from the list given below, read it during your summer vacation and write story report:

Suggested books:

- ◆ Beauty and the Beast
- ◆ Hansel and Gretel
- ◆ The Little Mermaid
- ◆ The Monkey and the String of Pearls
- ◆ Snow White and the Seven Dwarf

Answer the following:

- Name of the book _____
- I like the book because _____
- The story is about _____
- My favourite character of the story _____
- Moral of the story _____

Rhyme Time

- Write 5 pairs of rhyming words (Eg.: Sun-bun)
- Make a short rhyme and write it on an A4 size sheet. Decorate it beautifully.

My own mini-book of Articles (a / an)

Make a small book of 8 pages.

Each page should have:

- One picture.
 - One word using a / an.
 - One short sentence
- (Eg: Paste picture of an umbrella, write an umbrella, sentence- This is an umbrella)

- **Complete till Page 30 of cursive writing**
- **Complete page no - E-5, E-6, E-8, E-11, E-30 to E-32 in worksheet booklet**
- **Read and Revise all the work done in class**





क्रियात्मक गतिविधि

- संज्ञा (अनुक्रमांक 1-15)
- लिंग बदलो (अनुक्रमांक 15-30)
- हमारे राष्ट्रीय चिह्न (अनुक्रमांक 31-40)
- दिए गए विषयों से संबंधित एक सुंदर पोस्टर A3 शीट पर बनाएँ।

मात्रा ज्ञान

- अ से अँ तक की मात्राओं के 5-5 शब्द अपनी हिंदी पाठ्यपुस्तक में से छाँटकर पुस्तक में लिखें।

हिंदी सुलेख

- पृष्ठ (3 से 30) तक पूरे करें।

कार्यपत्रिका

- पृष्ठ (H-3 से H-9, H-12 तथा H-13) पूरे करें।

दैनिक डायरी

- छुट्टियों में प्रतिदिन एक पंक्ति लिखिए – “आज मैंने क्या किया।”

घर की वस्तुएँ पहचानो

- घर की 10 वस्तुओं के नाम हिंदी में लिखिए।

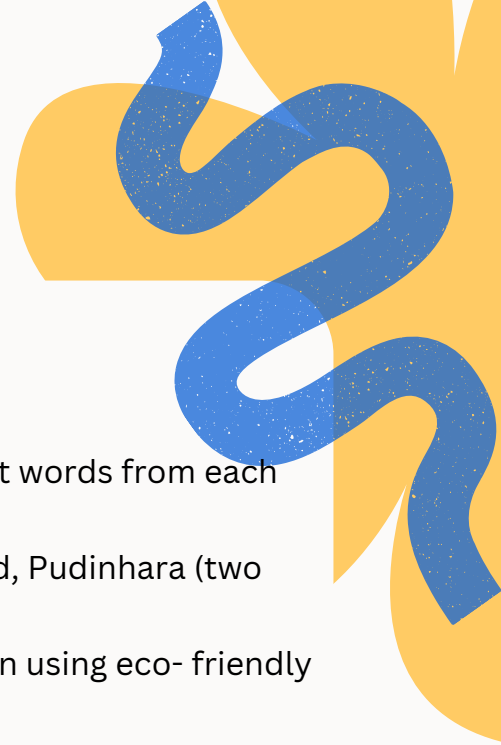
चित्र देखकर कहानी

- कोई चित्र बनाइए और उस पर 8-10 वाक्यों की छोटीसी कहानी लिखिए और याद करें।
- कहानी से संबंधित रंगमंच की सामग्री भी बनाइए।



★ कक्षा में करवाए गए पाठों (1,2,3) की पुनः दोहराई करें तथा पुस्तक में लिखें।





- Read lesson 4, 5 and 6 thoroughly. Learn spellings of 10 difficult words from each chapter .
- Prepare a small First Aid Box with 5 useful things in it – Band-aid, Pudinhara (two tablets), cotton roll, Vicks VapoRub, Honitus (two tablets).
- Prepare a beautiful small model of any means of communication using eco- friendly waste material.
- **Do the following activities, as per your respective roll numbers :**
- ✦ **Roll No. 1-10:** Prepare small flash cards of different shapes showing any two examples of each kind of food items- (*Energy giving food, bodybuilding food, protective food, fatty food, fibre*)
- ✦ **Roll No. 11-20:** On an A-3 sized sheet, make a poster showing -
 - Rainwater harvesting
 - 1 natural source of water
 - 1 man-made source of water
- ✦ **Roll No. 21-30:** On an A3 sized sheet draw and colour the traditional dresses of any two states of India, showing difference in their culture.
- ✦ **Roll No. 31-40:** Draw a beautiful poster on A3 sized sheet showing any four different types of houses.
- “Water is very important for all living beings”. Take a white handkerchief and make a painting on ‘Save Water’ using thumb impressions.
- **Pick a destination-** “The snowy mountains” or “The beach”- draw any 4 items of clothing you would pick wear, on A-4 sized sheet.
- **Sustainable development-** Do try to inculcate 5 good habits in your children during summer vacations:
 - **Reduce, Reuse and Recycle** - By minimising the use of polythene bags and stop wasting paper to avoid cutting down of trees.
 - **Conserve Energy and water** - By switching off the electricity when it is not in use and stop wasting water.
- **Complete page no - EV-4 to EV-10 in worksheet booklet**

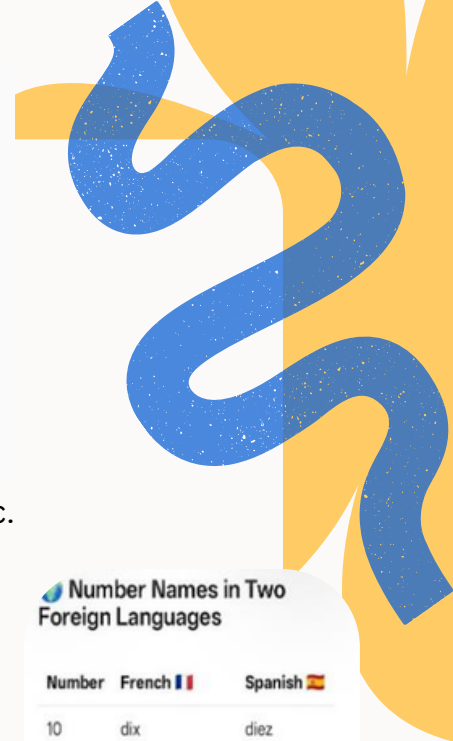
😊 Drink plenty of water and stay hydrated.
Enjoy your holidays!! 😊





+ M̄y + ÷ Maths Journey

⇒ Holidays are for fun and learning! ⇒



This Maths homework will help you play with numbers and shapes etc.

- Learn tables (2 to 10) and write down in the notebook.
- Write number names (101 to 1000) in the notebook.
- Revise all the work done in the class.
- Do five addition and 5 subtraction sums daily for practice .

* Do all maths work in a separate notebook.

* **Worksheet booklet**- Do worksheets 1 to 5 in worksheet booklet.

* **ACTIVITIES:**

Activity -1

- With the help of the internet or your parents, find and write the number names of 10, 20, 30, 40, 50, 60, 70, 80,90 and 100 in any two foreign languages French and Spanish.
- Do this activity on an A-4 size sheet.
- You can take the help from the given image.

Number Names in Two Foreign Languages

Number	French 🇫🇷	Spanish 🇪🇸
10	dix	diez
20	vingt	veinte
30	trente	treinta
40	quarante	cuarenta
50	cinquante	cincuenta
60	soixante	sesenta
70	soixante-dix	setenta
80	quatre-vingt	ochenta
90	quatre-vingt-dix	noventa
100	cent	cien

Activity -2

- Make 5 flash cards using numbers and turn them into creative picture (Number Art).

INSTRUCTIONS:

1. Take small pieces of an A-4 size sheets.
2. Write any 5 numbers (for example: 1, 2, 3, 4 and 5).
3. Convert each number into a picture using your creativity.
4. Write the number name below each flash card (e.g. 1 – One)



Activity - 3

1. Make a “Shapes City” using different 2D-3D shapes.
2. You can take help from the given video link. Use coloured papers to make houses, buildings, trees, vehicles, etc.
3. Write the names of the shapes used in your project. Make it neat and colourful.

Shapes activity- https://youtube.com/shorts/oAdAmg_3Oo?si=dj_SWkG7HnZzd4Bl


ACTIVITY -

- **Roll no. 1 to 10:** On an A-3 size sheet, create a chart on even and odd numbers. Take the help from the given pictures.





- **Roll no. 11 to 20:** On an A-3 size sheet, make the ice cream skip counting cones. This activity involves skip counting using the numbers. Take the help from the given picture.



- **Roll no. 21 to 30:** Make a model of clock using cardboard and other decorative material. Take the help from the given pictures.



- **Roll no. 31 to 40:** Make an addition working wheel as shown in the given picture.





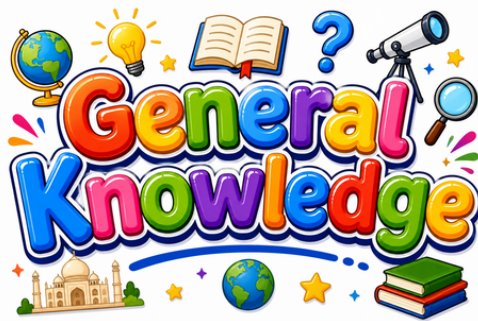
1. Collect the pictures of places where computers are used, from old magazines and newspapers and paste them in your notebook.
2. Write any five things that you can do with the help of a computer.

NOTE:-

- o Do all Holiday Homework in your Computer Notebook.
- o Use [White/Plain] page of your Computer Notebook for Drawing.
- o Do not make separate Computer Notebook for Holiday Homework.



1. Draw 5 fruits and 5 vegetables in your drawing file.
2. Craft - Best out of waste using disposable paper cups.



June 5th is “**World Environment Day**”. Using A-3 size sheet, make a beautiful poster on any one of the given topics:

- *Save Water*
- *How to keep our surroundings clean*
- *Keeping yourself fit and healthy*
- *Save Earth*

